


For More Information...

- Review the eKiDs Project information on KDnet at: http://kdnet.chkd.net/chkdatoz/information_services/cerner/project.asp. This information is updated periodically and contains hyperlinks to various parts of the project, including the CIS / EMR Goal vision, Education, Project Phases, etc.
- Review Inpatient Tutorials and Manuals on KDNet: http://kdnet.chkd.net/education/information_services/tutorials/ekids/inpatient
- Submit any questions via email to istrain@chkd.org or contact the Information Services Help Desk at 8-7075.




Pediatric Care



PowerChart 2012 Inpatient Upgrade Brochure for Providers

Revised January 2012



PowerChart Tabs Overview

In PowerChart, the tabs that are displayed vary, based on your position.

In this brochure, you will note what appears in the various tabs within PowerChart with the Phase upgrade.

ORDERS TAB

The Orders Tab displays orders that exist for the selected patient. This tab can be filtered to display only orders with certain statuses (i.e. medications).

INPATIENT SUMMARY TAB

A synopsis of information from the patient's recent visits displays on the Inpatient Summary Tab. The provider can quickly access information such as vitals, intake and output, medications, and current orders.

MAR SUMMARY TAB

Displays scheduled, unscheduled, PRN, and continuous infusion medication tasks for the selected patient, based on a specified timeframe.

CHART SUMMARY TAB

Chart Summary is a compilation of problems / diagnoses, reasons for visit, allergies, pain score, and critical labs that have been gathered by the system. This information appears as read-only and is populated based on information that staff members have entered throughout the chart.

PATIENT INFORMATION TAB

Several sub-tabs of pertinent patient information are accessible from the patient information tab – including Patient Demographics, Visit List, Problem List, Allergies, and PPR Summary. Each one of these tabs provides additional insight on the health status of the patient or her family.

Order Name	Status	Details
BD Bone Density Test	Completed	[Start Date/Time] 09/23/11 12:41:00 [Priority] Routine, [RadNet R...
CT Abdomen w/ IV Cont...	Completed	[Start Date/Time] 09/23/11 12:41:00 [Priority] Routine, [RadNet R...
US Abd Compl w/Vascu...	Completed	[Start Date/Time] 09/23/11 12:40:00 [Priority] Routine, [RadNet R...
XR Abdomen 1 View	Completed	[Start Date/Time] 09/23/11 12:40:00 [Priority] Routine, [RadNet R...
H&H	Completed	[Specimen Type] Whole Blood, [Collect Priority] RT, [Reporting Ph...
Patient Care	Discontinued	[Start Date/Time] 09/23/11 8:37:07, 09/23/11 8:37:07
MAR/Chart Check (24hr...	Discontinued	09/24/11 0:00:00, Q24H
Patient Isolation (Isolatio...	Discontinued	[Start Date/Time] 10/06/11 13:46:00, [Isolation] Contact Precautio...
medhadone (Methadone 5 mg Tab)	Voided With Results	5 mg, 1 tab(s), PO, q6hr, PRN: for pain Requires RN double check.
medhadone (Methadone 5 mg Tab)	Voided With Results	5 mg, 1 tab(s), PO, q6hr, PRN: for pain Requires RN double check.

RECENT RESULTS TAB

Results that have been posted within a user-indicated time frame are displayed on the recent results tab. The view of the results can be changed to table, list, or group based on personal preference.

LAB TAB

The Lab Tab displays lab results in a flowsheet view. This tab can also be manipulated to display certain information, based on a user's preferences.

RADIOLOGY TAB

The Radiology Tab displays Radiology results in a flowsheet view, including MRI and X-Ray results. This tab can also be manipulated to display certain information, based on a user's preferences.

PATIENT CARE TAB

The Patient Care Tab is a flowsheet that depicts information such as Intake and Output Results, Site Checks, and Vital Signs Information from staff assessments that are entered in the system.

SUMMARY DOCUMENTS TAB

On the Summary Documents Tab, you are able to view pertinent clinical documents such as operative reports or H&Ps.

ALL DOCUMENTS TAB

The All Documents tab displays all clinical documents that have been entered for the selected patient. Information such as visit notes, procedure information, H&Ps, and PowerNotes can be viewed from the All Documents tab.

FORM BROWSER TAB

The Form Browser Tab is a convenient way to view the complete details of any charting that has been done for a selected patient via PowerForms.

IMMUNIZATIONS TAB

The Immunization Schedule Tab has multiple panes to assist you in viewing current and past immunizations for the selected patient.

OVERVIEW TAB

The Overview provides a quick summary of charted data for the selected patient. It is designed to present a summarized view of patient data that has been recorded since the last time the Date/Time Stamp button was clicked.

ADVANCED GROWTH CHART TAB

From the Advanced Growth Chart Tab, you can view height, weight, head circumference and BMI information for your patient. In addition, you can use zoom functionality and view calculations of exact percentile on data points.


APPOINTMENTS TAB


The Appointments Tab displays a Summary of Future and Past appointments for the selected patient.

NEW NAVIGATION TOOLS

FORWARD AND BACKWARD BROWSER-STYLE BUTTON

The **Backward**  button allows you to access previous tabs within the patient's chart.

The **Forward**  button moves you to where you were in the patient's chart prior to clicking the back button.

The **Drop-down arrow**  allows you to jump to a certain tab within the patient's chart (i.e. Medication List tab).

The **Home button**  takes you to the defined home tab (Orders). This cannot be changed.